



GILMARTIN LEY

Detached Freehold Warehouse / Industrial Unit for Sale on 0.46 Acre Site

Highly visible from Mollison Avenue (A1055)

Shelmar Engineering
40 Jute Lane,
Brimdown,
ENFIELD, EN3 7PJ



Price

Guide price £3,250,000 subject to contract

Property Description

The property comprises a pair of inter-communicating, steel portal frame warehouse units, forming a single detached industrial property. The buildings feature profiled steel cladding / roofing and were substantially constructed in the 1980s by the current owner for their own occupation. The property provides predominantly ground floor warehouse space, with a small storage mezzanine and office accommodation, arranged over ground first and second floors.

The property benefits from an eaves height of 7.2m, rising to an apex of 7.4m in the south warehouse, an eaves height of 7.8m, rising to an apex of 9.6m in the north warehouse and has a 200amp three phase electrical supply. There are gantry cranes (untested) in each warehouse.

Externally there are two separate secure yard areas. The smaller of which is primarily used as car parking and has capacity for circa 8-10 vehicles. The property also benefits from an advertising hoarding investment.

Key considerations:

- > Freehold for sale with vacant possession
- > Site Area: 0.46 acres
- > Gross Internal Area: 1,116.60 sq.m (12,019 sq.ft)
- > Eaves height north warehouse: 7.8m, rising to an apex of 9.6m
- > Eaves height south warehouse: 7.2m, rising to an apex of 7.4m
- > Highly desirable and strategic industrial location
- > Prominent visibility from Mollison Avenue (A1055)
- > Excellent transport communications
- > Brimdown Station: 150m
- > North Circular Road (A406): 5.0 km (3.1 miles)
- > M25 Motorway (Junction 25) 3.5 km (2.2 miles)





GILMARTIN LEY

Detached Freehold Warehouse / Industrial Unit for Sale on 0.46 Acre Site

Highly visible from Mollison Avenue (A1055)

Area

Gross Internal Area: 1,117 sq.m. (12,018 sq.ft.)

Accommodation	Income Passing £pa	Tenancies	Area sq.m.	Area sq.ft.	Description & Comments
Site Area	0		1,880.10	20,237	
North warehouse: ground floor	0	Vacant possession	679.52	7,314	Eaves height 7.8m rising to an apex of 9.6m
North warehouse: 1st and 2nd floor offices	0	Vacant possession	87.99	947	
South warehouse: ground floor	0	Vacant possession	292.16	3,144	Eaves height 7.2m rising to an apex of 7.4m
South warehouse: mezzanine storage	0	Vacant possession	43.33	466	
External store	0	Vacant possession	13.60	146	Not inspected internally
Digital advertising media board	6,000	Licence to Wildstone Estates Limited for 7 years and 6 months from and including 21st January 2021.			Digital advertising media board
Total	6,000				

Property Location

The property is located on the east side of Jute Lane, backing on to Mollison Avenue (A1055) in the established and strategic industrial area of Brimsdown, Enfield. The property is highly visible from Mollison Avenue.

Occupiers in the immediate vicinity include Cake Box, Greater London Demolition (GLD), Arco Professional Safety Services Ltd, SIG Distribution, Euro Car Parts, Makro, Matalan, Warburtons, Amazon, Evri, Siemens, The Range, Howdens, Beavertown Brewery, Edmundson Electrical, BP petrol garage (incorporating M&S Simply Food and Wild Bean Cafe), McDonalds as well as a number of industrial and warehouse occupiers, manufacturers, self storage operators and trade counters.

The property is only 150m south-east of Brimsdown Railway Station which provide frequent direct services to Tottenham Hale (Victoria Line), with a journey time of circa 8 minutes and London Liverpool Street Station with a journey time of circa 22 minutes. Northbound services connect to Cheshunt and Hertford East.

Being located just off Mollison Avenue, which is a main arterial road that connects to the North Circular Road (A406) circa 5.0 km (3.1 miles) to the south and Junction 25 of the M25, circa 3.5 km (2.2 miles) to the north, this property is well located for businesses serving North London and the wider Greater London area.

2023 Rateable Value £83500.00

Estimated Rates Payable £41165 per annum

Terms Freehold for sale with vacant possession

Legal Fees: Each party is to bear its own legal fees

Local Authority: London Borough of Enfield

Viewings: By prior appointment with Gilmartin Ley, telephone 020 8882 0111

<https://www.gilmartinley.co.uk/properties/for-sale/warehouses-b8/brimsdown/enfield/en3/33332>

Our ref: 33332

Property Investment and Development Consultants
Commercial Estate Agents and Valuers
Chartered Surveyors and Estate Managers
Property Experts for North London

Gilmartin Ley
18 Compton Terrace,
London N1 2UN

Tel: +44 (0)20 8882 0111
Email: comms@gilmartinley.co.uk
Website: www.gilmartinley.co.uk



GILMARTIN LEY

Detached Freehold Warehouse / Industrial Unit for Sale on 0.46 Acre Site

Highly visible from Mollison Avenue (A1055)

Further information at: <https://www.gilmartinley.co.uk/properties/33332>
Energy Performance Certificate
Site plan
Advertisement board tenancy agreement
Offer Requirements Document

Last Updated: 09 Jul 2026

Gilmartin Ley for themselves and for the vendor / lessor of the property whose agent they are give notice that:

(1) these details are set out as a general outline only for the guidance of intended purchasers or lessees and do not constitute, not constitute part of, an offer or contract; (2) all descriptions, dimensions, reference to condition and necessary permissions for use and occupation, and other details are given without responsibility: any intending purchasers or lessees should not rely on them as statements or representations of fact but must satisfy themselves by inspection or otherwise as to the correctness of each of them; (3) no director or person in the employment of Gilmartin Ley has any authority to make or give any representation or warranty whatever in relation to any of the properties on this website; (4) we have not tested any of the services, such as heating, power supplies, lighting, fire or security alarms etc. serving any of the properties on this website and therefore are unable to confirm that they are in satisfactory working condition or comply with appropriate regulations; (5) all rentals and prices quoted are exclusive of VAT, unless otherwise stated. Gilmartin Ley is a trading name of Gilmartin Ley Limited, registered in England (registered number 2201161). The registered address for Gilmartin Ley Limited is 59c Station Road, Winchmore Hill, London N21 3NB.

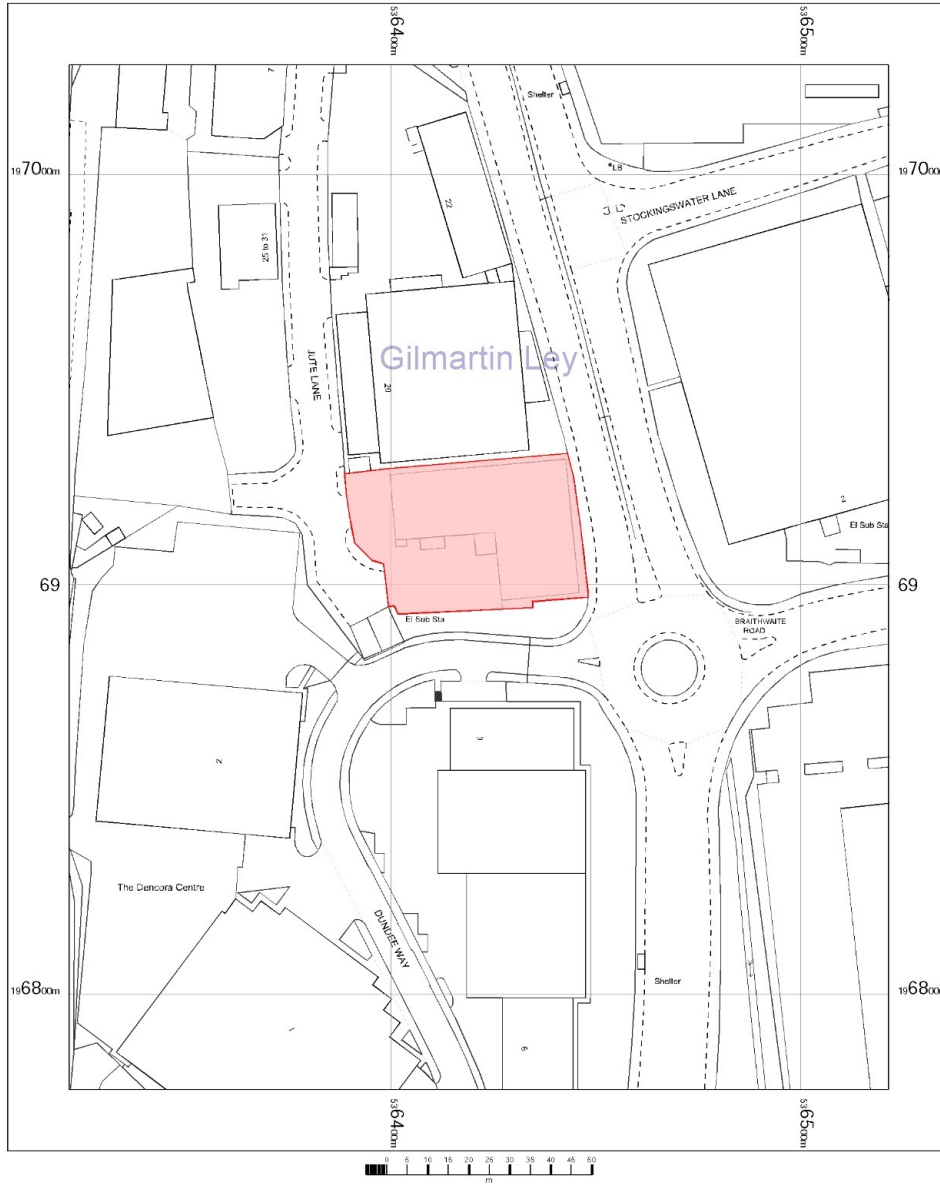


GILMARTIN LEY

Detached Freehold Warehouse / Industrial Unit for Sale on 0.46 Acre Site

Highly visible from Mollison Avenue (A1055)

40 Jute Lane, EN3 7PJ



Map supplied by
Centremaps Live

OS MasterMap 1250/2500/10000 scale
Monday, February 2, 2026, ID: CM-01261318
www.centremapslive.co.uk

1:1250 scale print at A4, Centre: 536421 E, 196902 N

©Crown Copyright Ordnance Survey, Licence no.
AC0000849896



<https://www.gilmartinley.co.uk/properties/for-sale/warehouses-b8/brimsdown/enfield/en3/33332>

Our ref: 33332

Property Investment and Development Consultants
Commercial Estate Agents and Valuers
Chartered Surveyors and Estate Managers
Property Experts for North London

Gilmartin Ley
18 Compton Terrace,
London N1 2UN

Tel: +44 (0)20 8882 0111
Email: comms@gilmartinley.co.uk
Website: www.gilmartinley.co.uk



GILMARTIN LEY

Detached Freehold Warehouse / Industrial Unit for Sale on 0.46 Acre Site

Highly visible from Mollison Avenue (A1055)

40 Jute Lane, EN3 7PJ



OS Streetview
Monday, February 2, 2026, ID: CM-01261320
www.centremapslive.co.uk

1:10000 scale print at A4, Centre: 5363379 E, 197004 N

Contains OS data © Crown copyright [and database right]

N
Map supplied by
Centremaps Live



<https://www.gilmartinley.co.uk/properties/for-sale/warehouses-b8/brimsdown/enfield/en3/33332>

Our ref: 33332

Property Investment and Development Consultants
Commercial Estate Agents and Valuers
Chartered Surveyors and Estate Managers
Property Experts for North London

Gilmartin Ley
18 Compton Terrace,
London N1 2UN

Tel: +44 (0)20 8882 0111
Email: comms@gilmartinley.co.uk
Website: www.gilmartinley.co.uk

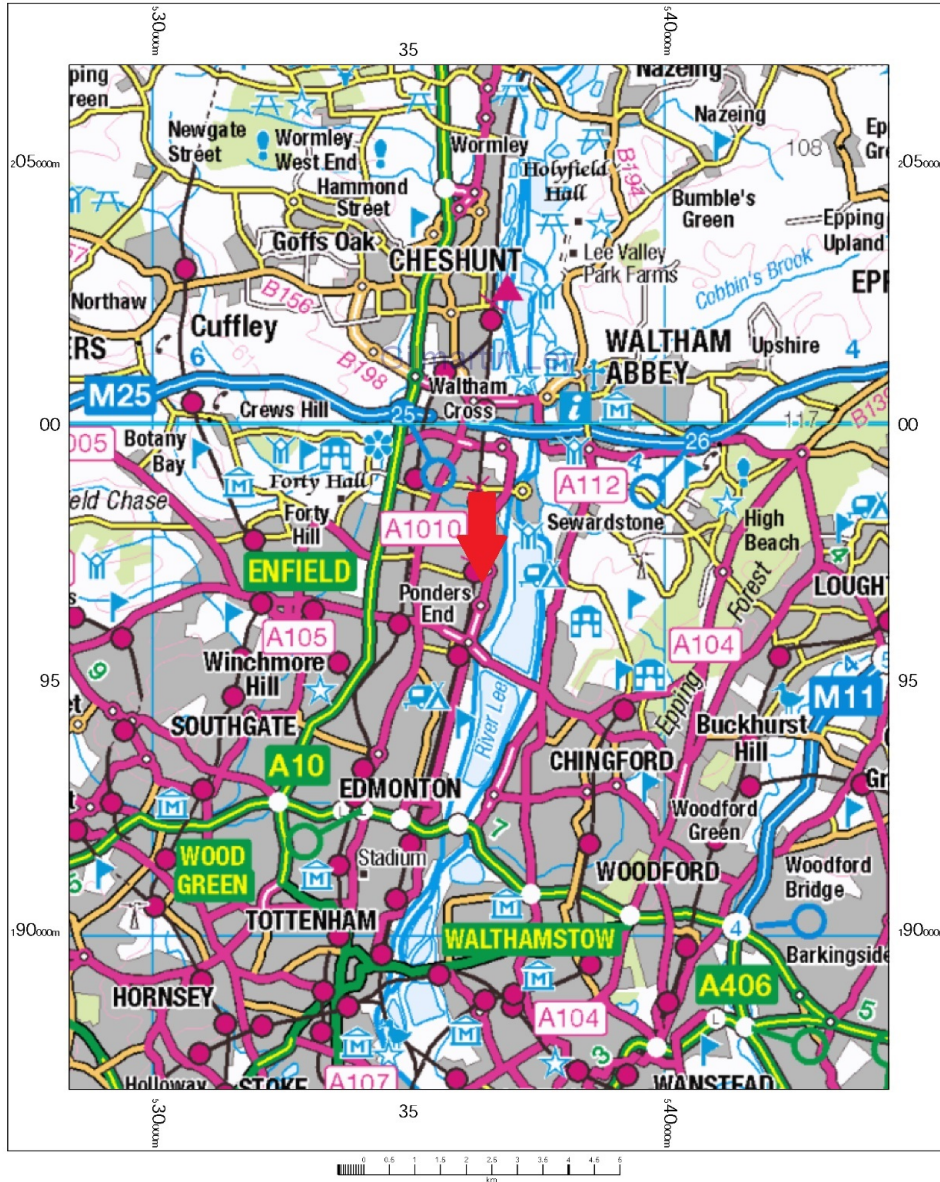


GILMARTIN LEY

Detached Freehold Warehouse / Industrial Unit for Sale on 0.46 Acre Site

Highly visible from Mollison Avenue (A1055)

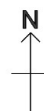
40 Jute Lane, EN3 7PJ



OS 250k scale raster
Monday, February 2, 2026, ID: CM-01261321
www.centremapslive.co.uk

1:100000 scale print at A4, Centre: 536379 E, 197004 N

Contains OS data © Crown copyright [and database right]



Map supplied by
Centremaps Live





GILMARTIN LEY

Detached Freehold Warehouse / Industrial Unit for Sale on 0.46 Acre Site

Highly visible from Mollison Avenue (A1055)



<https://www.gilmartinley.co.uk/properties/for-sale/warehouses-b8/brimsdown/enfield/en3/33332>

Our ref: 33332

Property Investment and Development Consultants
Commercial Estate Agents and Valuers
Chartered Surveyors and Estate Managers
Property Experts for North London

Gilmartin Ley
18 Compton Terrace,
London N1 2UN

Tel: +44 (0)20 8882 0111
Email: comms@gilmartinley.co.uk
Website: www.gilmartinley.co.uk



GILMARTIN LEY

Detached Freehold Warehouse / Industrial Unit for Sale on 0.46 Acre Site

Highly visible from Mollison Avenue (A1055)





GILMARTIN LEY

Detached Freehold Warehouse / Industrial Unit for Sale on 0.46 Acre Site

Highly visible from Mollison Avenue (A1055)





GILMARTIN LEY

Detached Freehold Warehouse / Industrial Unit for Sale on 0.46 Acre Site

Highly visible from Mollison Avenue (A1055)





GILMARTIN LEY

Detached Freehold Warehouse / Industrial Unit for Sale on 0.46 Acre Site

Highly visible from Mollison Avenue (A1055)

