



# Warehouse to Let - Enfield EN3

Fully fitted for food production & storage

GILMARTIN LEY

Units B and C 17 Queensway,

ENFIELD, EN3 4SA



## Area

Gross Internal Area: 386 sq.m. (4,150 sq.ft.)

## Rent

£60,000 per annum (approx. £5,000 monthly) subject to contract



## Property Description

The property comprises two intercommunicating ground floor warehouse units, fitted out for food processing and storage. The unit benefits from two industrial freezers and one industrial chiller, with various preparation and storage areas, office, staffroom, WCs, kitchen, staff breakout area and washroom. N.B Freezers and chiller untested.

The property has two electronically operated loading doors, with forecourt loading to both bays (which could be used for additional car parking for two cars while the loading doors are not in use), and six demised parking spaces, split between the building forecourt and the undercroft estate car park. The demised car parking spaces are identified with the letter B on the car parking plan (available to download from our website).

## Key considerations:

- > A new lease on terms to be agreed
- > Fully fitted for food production & storage
- > Freezer i: 9.01m x 3.33m. Freezer ii: 6.33m x 4.04m. Chiller: 4.23m x 2.41m
- > 6 demised car parking spaces + 2 occasional spaces in bay blocking loading doors
- > 2 electrically operated loading doors (2.89m wide x 2.94m high)
- > Floor to ceiling heights between 2.95m to 3.48m
- > Security alarm
- > Local occupiers include Tesco Extra and The Post Office
- > Excellent public transport links
- > 300m to Southbury Station (London Overground / Weaver Line)
- > Great Cambridge Road (A10) and Mollison Avenue (A1055) within 0.76 miles
- > M25 and A406 North Circular Road within 2.5 miles



# Warehouse to Let - Enfield EN3

Fully fitted for food production & storage

GILMARTIN LEY

## Area

Gross Internal Area: 386 sq.m. (4,150 sq.ft.)

Accommodation	Area sq.m.	Area sq.ft.	Description and comments
Ground floor warehouse	385.63	4,150	Configured as industrial food preparation space with 2x freezers and 1x chiller (untested), office, W/Cs and cloakroom.

## Property Location

The property is located within an established industrial area on the north side of Queensway. The unit is 200 metres from Ponders End High Street, where local occupiers include Tesco Extra, Post Office, as well as a number of convenience stores, restaurants, cafés and a variety of other independent retailers and businesses.

The property benefits from excellent road and rail communications. The Great Cambridge Road (A10) and Mollison Avenue (A1055) are located 750m (0.47 miles) and 1.22km (0.76 miles) west and east respectively. There is easy access to the M25, which is only 4.04km (2.5 miles) to the north and the A406 North Circular Road, which is only 3.71km (2.31 miles) to the south.

Southbury Rail Station (London Overground / Weaver Line) is approximately 300 metres north-west with frequent southbound services into Seven Sisters London Underground Station (Victoria Line) and London Liverpool Street London Underground and Rail Station in 12 and 31 minutes respectively. Northbound services serve other areas including Cheshunt.

**2023 Rateable Value** £35750.00

**Estimated Rates Payable** £17160 per annum

**Service Charge p.a.** £3678.00 There is a service charge relating to the upkeep of the estate, communal areas, landscaping, drainage, road maintenance, utilities, public liability insurance etc. Details are available to download.

**Premium** Nil

**Terms** A new fully repairing and insuring lease on terms to be agreed.

The property is VAT elected

**Legal Fees:** Each party is to bear its own legal fees

**Local Authority:** London Borough of Enfield

**Viewings:** By prior appointment with Gilmartin Ley, telephone 020 8882 0111

**Further information at:** <https://www.gilmartinley.co.uk/properties/33092>  
Parking Plan  
Offer Requirements Document  
Energy Performance Certificate  
Service charge details

**Last Updated:** 10 Jul 2026

Gilmartin Ley for themselves and for the vendor / lessor of the property whose agent they are give notice that:

<https://www.gilmartinley.co.uk/properties/to-rent/light-industrial/enfield/enfield/en3/33092>

*Our ref:* 33092

Property Investment and Development Consultants  
Commercial Estate Agents and Valuers  
Chartered Surveyors and Estate Managers  
Property Experts for North London

Gilmartin Ley  
18 Compton Terrace,  
London N1 2UN

Tel: +44 (0)20 8882 0111  
Email: [comms@gilmartinley.co.uk](mailto:comms@gilmartinley.co.uk)  
Website: [www.gilmartinley.co.uk](http://www.gilmartinley.co.uk)



# Warehouse to Let - Enfield EN3

Fully fitted for food production & storage

GILMARTIN LEY

(1) these details are set out as a general outline only for the guidance of intended purchasers or lessees and do not constitute, not constitute part of, an offer or contract; (2) all descriptions, dimensions, reference to condition and necessary permissions for use and occupation, and other details are given without responsibility: any intending purchasers or lessees should not rely on them as statements or representations of fact but must satisfy themselves by inspection or otherwise as to the correctness of each of them; (3) no director or person in the employment of Gilmartin Ley has any authority to make or give any representation or warranty whatever in relation to any of the properties on this website; (4) we have not tested any of the services, such as heating, power supplies, lighting, fire or security alarms etc. serving any of the properties on this website and therefore are unable to confirm that they are in satisfactory working condition or comply with appropriate regulations; (5) all rentals and prices quoted are exclusive of VAT, unless otherwise stated. Gilmartin Ley is a trading name of Gilmartin Ley Limited, registered in England (registered number 2201161). The registered address for Gilmartin Ley Limited is 59c Station Road, Winchmore Hill, London N21 3NB.

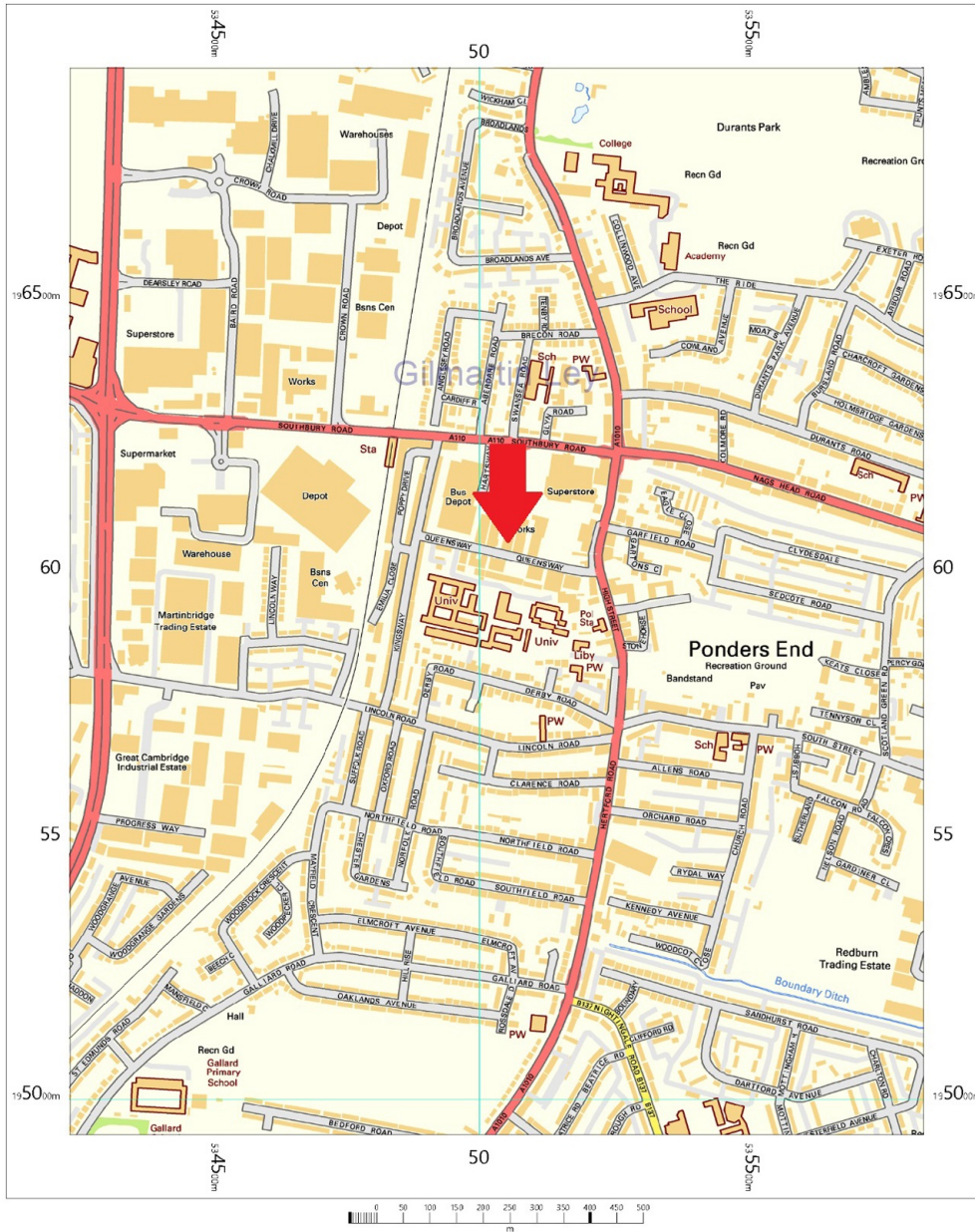


GILMARTIN LEY

# Warehouse to Let - Enfield EN3

Fully fitted for food production & storage

Units B&C, 17 Queensway, EN3 4SA



N  
Map supplied by  
Centremaps Live

OS Streetview  
Monday, June 29, 2020, ID: CM-00884695  
www.centremapslive.co.uk

1:10000 scale print at A4, Centre: 535033 E, 195934 N

Contains OS data © Crown copyright [and database right]



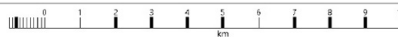
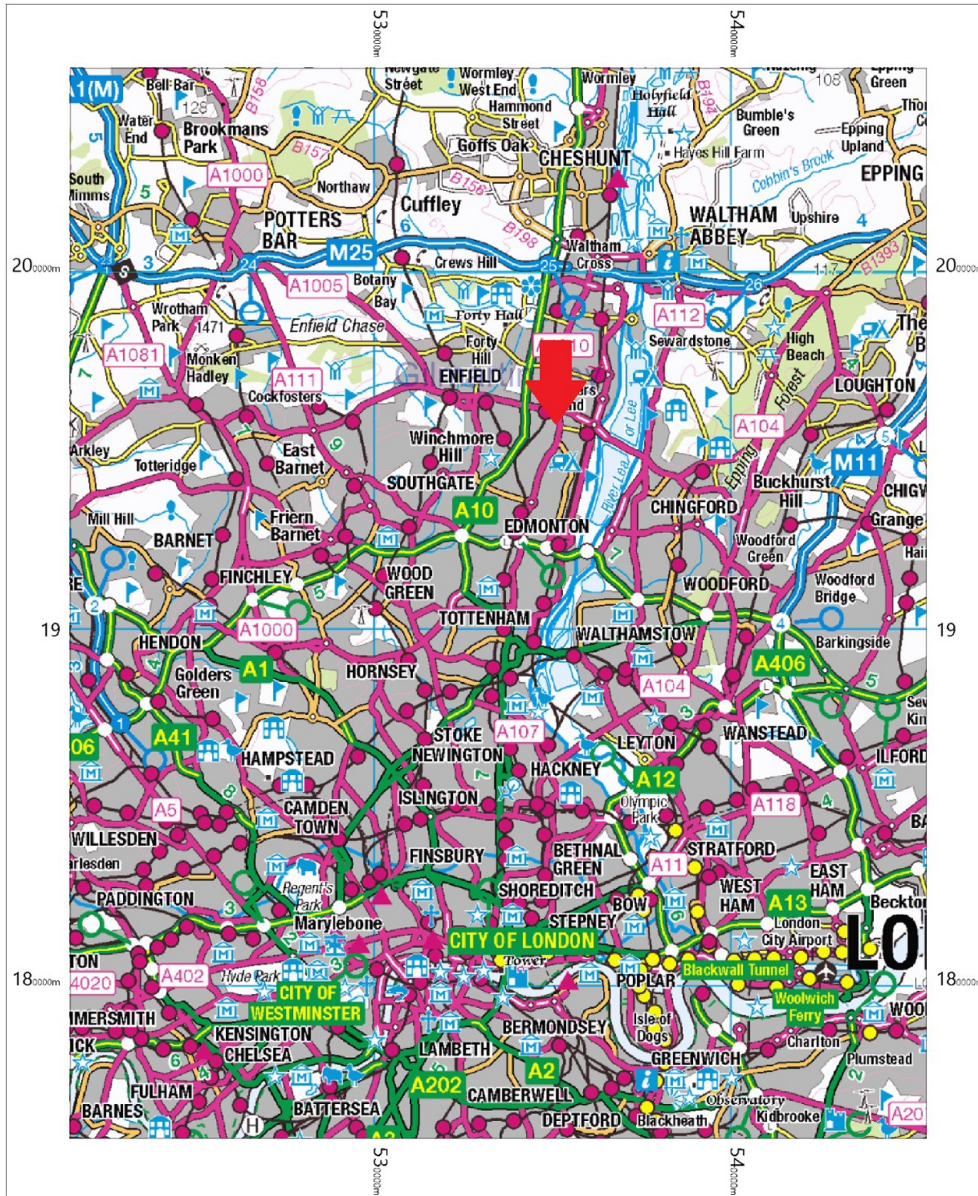


GILMARTIN LEY

# Warehouse to Let - Enfield EN3

Fully fitted for food production & storage

Units B&C, 17 Queensway, EN3 4SA



Map supplied by  
Centremaps Live

OS 250k scale raster  
Monday, June 29, 2020, ID: CM-00884746  
www.centremapslive.co.uk

1:150000 scale print at A4, Centre: 533486 E, 190729 N

Contains OS data © Crown copyright [and database right]



<https://www.gilmartinley.co.uk/properties/to-rent/light-industrial/enfield/enfield/en3/33092>

Our ref: 33092

Property Investment and Development Consultants  
Commercial Estate Agents and Valuers  
Chartered Surveyors and Estate Managers  
Property Experts for North London

Gilmartin Ley  
18 Compton Terrace,  
London N1 2UN

Tel: +44 (0)20 8882 0111  
Email: [comms@gilmartinley.co.uk](mailto:comms@gilmartinley.co.uk)  
Website: [www.gilmartinley.co.uk](http://www.gilmartinley.co.uk)



GILMARTIN LEY

# Warehouse to Let - Enfield EN3

Fully fitted for food production & storage





GILMARTIN LEY

# Warehouse to Let - Enfield EN3

Fully fitted for food production & storage



<https://www.gilmartinley.co.uk/properties/to-rent/light-industrial/enfield/enfield/en3/33092>

*Our ref:* 33092

Property Investment and Development Consultants  
Commercial Estate Agents and Valuers  
Chartered Surveyors and Estate Managers  
Property Experts for North London

Gilmartin Ley  
18 Compton Terrace,  
London N1 2UN

Tel: +44 (0)20 8882 0111  
Email: [comms@gilmartinley.co.uk](mailto:comms@gilmartinley.co.uk)  
Website: [www.gilmartinley.co.uk](http://www.gilmartinley.co.uk)



GILMARTIN LEY

# Warehouse to Let - Enfield EN3

Fully fitted for food production & storage

